



SUBARU

Confidence in Motion

SUBARU **SOLTERRA**

ALL-ELECTRIC SUV





POWER YOUR ADVENTURES WITH THE ALL-ELECTRIC SOLTERRA.

Solterra is no ordinary electric vehicle. This eye-catching SUV blends supreme safety and reliability with outstanding driving performance – for the ultimate electric vehicle experience.

The all-new Solterra is SUBARU's first fully electric SUV and is the most technologically advanced SUBARU yet.

Built on innovative all-electric architecture – the SUBARU e-Global Platform – it features SUBARU's core technology, dual motors and our renowned Permanent All-Wheel Drive System. For exceptional driving confidence on all surfaces and terrain, and in all conditions.

SUBARU builds cars that are Better Where It Matters. We have an unrivalled reputation for producing powerful, all-wheel-driving, safety-standard-setting, easy-off-roading, any-weather-driving, forever-lasting cars.

Solterra is a continuation of SUBARU's commitment to this philosophy – in an all-electric SUV.

You need a car that will perform, be safe, be practical and be reliable. Not just be electric. Solterra delivers on every level.

**SUBARU Solterra fully electric SUV.
For style and substance.**

BUILT FOR EVERYDAY LIFE. AND SO MUCH MORE...

Take excitement to the next level. SUBARU's first fully electric SUV sets new standards (and the pace) for others to follow.

Keeping true to our Better Where It Matters philosophy, we've stepped everything up a gear to blend SUBARU's core DNA with electric technology, giving you the best of both worlds. So you can expect the same 5-star safety, go-anywhere capability and ever-dependable, rugged reliability that all our SUVs are renowned for – with zero emissions and a refined all-electric driving experience.

Solterra is built for everyday life. It has a range of up to 465* KM and the ability to reach up to 80% charge in around 30 minutes[^]. Whether you're embarking on an epic adventure or another arduous school run, this fully electric SUV will get you there safely, securely and comfortably, giving you complete confidence at all times.

City streets or country tracks, dry or wet, warm or cold. Be prepared to effortlessly tackle any terrain in any weather. Corner with precise control. Experience an always-smooth ride. And enjoy every minute.

*Range figures shown are combined WLTP and can vary significantly depending on factors such as selected grade, accessories fitted, driving style, weather conditions, speed or vehicle load. These figures may not reflect your real-life driving results.

[^]20-80% charge using public charging points with a 150kW fast-charging system.
E & O.E.





IMPRESSIVE PERFORMANCE. IN ANY WEATHER, ANYWHERE.

Solterra takes SUBARU's renowned all-weather, all-terrain technology to exciting new places.

Permanent AWD comes as standard, for maximum confidence and control. It's always working, continuously shifting power to the wheels that have the most traction to ensure exceptional road-holding at all times.

Couple that with the smooth linear output of the dual electric motors and optimal weight balance of the SUBARU e-Global Platform and Solterra offers outstanding capability in all conditions – with instant torque that further enhances already-impressive performance.

DUAL FUNCTION X-MODE WITH HILL DESCENT CONTROL

Solterra features an upgraded version of SUBARU's built-in X-MODE AWD system that gives you added driving confidence on rough or steep terrain. On- or -off-road, you don't need to be an extreme driving expert. Simply press a button to enable easy navigation of deep mud, snow or even steep, slippery slopes – all in a controlled, calm, worry-free way. All you need to do is steer.

DRIVING MODES: ECO / NORMAL / POWER

Solterra offers three drive modes – ECO, NORMAL and POWER – so you can change the way your car responds on acceleration. POWER mode enables you to take advantage of the instant torque and unique agility offered by a fully electric vehicle, while in ECO mode, the accelerator responds more gently to preserve power and range.



GREAT GROUND CLEARANCE BY DESIGN

Despite its low centre of gravity, Solterra has a minimum ground clearance of 210mm. So you can easily take it places traditional electric vehicles typically can't go – such as over rutted tracks and through local floods or snowfalls, for example. This SUV's approach, departure and ramp angles are all calculated to protect both body and battery.



NEW POWER. NEW POSSIBILITIES.

Powering a car with electricity opens a new world of possibilities. Solterra offers the unique benefits of being built on the all-new SUBARU e-Global Platform. Our first electric vehicle (EV) also boasts a newly developed high-capacity battery and a heat pump fitted as standard – to maximise the driving range in all conditions. Meanwhile, front and rear eAxle motors deliver better handling, greater safety and the quiet response only an EV can provide.



E-SUBARU GLOBAL PLATFORM

Solterra is built on the all-new SUBARU e-Global Platform – the most rigid vehicle platform we've ever built, featuring strategic crumple zones and a reinforced structure for confidence-inspiring crash protection. As a result, this SUV offers a unique driving experience in a battery-powered EV. With a low centre of gravity due to its flat battery unit being placed directly beneath the vehicle, the design features of this platform work together to provide even more enjoyment and peace of mind, for drivers and passengers alike.

RESPONSIVE POWER UNIT (MOTOR / BATTERY)

Solterra uses front and rear eAxle motors for instantaneous delivery of full torque for powerful, quick response and linear acceleration. S PEDAL DRIVE enables dynamic acceleration/deceleration control, so you can opt to just use the accelerator pedal to increase and decrease speed to help reduce fatigue on long journeys. Paddle Shifters that sit behind the steering wheel also allow the driver to easily adjust the level of regenerative braking. The battery temperature is also controlled by a water-cooling system to secure stable performance.

INNOVATIVE BATTERY AND HEAT MANAGEMENT SYSTEM

Boasting a newly developed high-capacity battery and innovative heat management system, Solterra features a heat pump fitted as standard to maximise the driving range in all conditions – even when you have the heating running in colder months. This allows our all-electric SUV to be used daily with a competitive cruising range. To further improve longevity, the battery structure and charge control have been developed with the aim of achieving a 90%* range retention rate after 10 years.

IMPRESSIVE RANGE AND CHARGING

With a fully charged battery, all-new Solterra can achieve a range of up to 465* KM. Recharging is simple and convenient, with a variety of options, both at home and on the go. When you're out and about, use rapid public charging to reach 80% charge* in around 30 minutes with a 150 kW fast-charging system. Back at base, you can opt to charge at a cost-effective time through a wallbox installed at home to reach 80% charge* in 7-8 hours or simply plug into an available mains socket.

*The battery capacity retention ratio may decrease depending on the customer's usage environment (such as weather and traffic conditions) and driving method (for example, sudden acceleration or use of air conditioning).

*Range figures shown are combined WLTP and may not reflect real-life driving results, range achieved will depend on factors such as selected grade, accessories fitted, driving style, weather conditions, speed or vehicle load. Figures shown are based on a fully charged battery.

*30-minute charging time based on using public charging points with a 150kW DC fast-charging system. Home charging time based on using a 7kW AC charger. Both based on charging from 20-80%. Times will depend on various factors, including temperature, state of the battery, level of charge, state of and capabilities of the charging unit and power supply.

E & O.E.



ADVANCED SAFETY FOR ULTIMATE PEACE OF MIND.

SUBARU SAFETY SENSE

At SUBARU, we believe all-around safety is essential – not an optional extra – and it is our ambition to eliminate traffic accident deaths involving SUBARU vehicles by 2030.

An important part of that is pre-collision safety: making every effort to ensure an accident never happens in the first place. That's why we created SUBARU Safety Sense* and Advanced Safety Technology for the Solterra, a cutting-edge driving support system that sets new standards for safety performance.

Like a second pair of eyes for the road ahead, Safety Sense uses a wide-angled monocular camera with a high-resolution sensor and radar to precisely determine shape, speed and distance – meaning it not only detects vehicles but also motorbikes, bicycles and pedestrians. When a potential hazard is identified, it warns the driver (and even applies the brakes, if necessary) to help avoid an accident.

Solterra also features a full suite of innovative collision prevention and avoidance systems, as well as the SUBARU e-Global Platform, our most rigid platform ever, giving the driver ultimate peace of mind.




01. PRE-COLLISION SYSTEM (PCS)

The Pre-Collision System scans the road ahead for vehicles, pedestrians and cyclists, and recognises when there's a possibility of a collision. If a potential collision is detected, the system activates visual and audible warnings to alert the driver. If the driver fails to take evasive action, the brakes will be applied automatically to either prevent an accident entirely or reduce the severity of an impact, depending on speed.



02. DYNAMIC RADAR CRUISE CONTROL (DRCC)

Dynamic Radar Cruise Control allows the driver to set vehicle speed and distance to the car in front. It constantly monitors distance and speed, then adjusts the speed accordingly to remain in line with the traffic flow. Designed for use on motorways and similar roads, DRCC improves driver comfort and convenience on long drives.



03. LANE TRACING ASSIST (LTA)

When Dynamic Radar Cruise Control is in use and registering lane markers or a preceding vehicle, Lane Tracing Assist holds a driving position near the centre of the lane or assists with steering to keep following the vehicle in front.



04. ROAD SIGN ASSIST (RSA)

Road Sign Assist recognises the road signs ahead and displays the applicable speed limit or overtaking restrictions on the instrument panel. If the driver isn't following a road sign indication, the system will provide a visual and audible warning, helping to prevent unintended speeding violations.



05. SAFE EXIT ASSIST (SEA) SYSTEM

When Solterra is stationary, a rear radar detects vehicles or bicycles approaching from behind and alerts the driver to potential collisions while exiting the car with a warning light in the door mirror. If a door is still opened, an audible warning activates to alert the driver.



06. PARKING SUPPORT BRAKE (PSB)

A camera detects the presence of pedestrians in Solterra's path when the vehicle departs or is reversing and warns the driver with an audio alert. If the system judges that a collision is about to happen, it automatically applies the brakes to avoid or reduce injuries or damage.

*SUBARU Safety Sense is a driving support system which may not operate optimally under all driving conditions or for all objects. The driver is always responsible for safe and attentive driving and observance of traffic regulations. See Owner's Manual for complete details on system operation and limitations for SUBARU Safety Sense including functions in this brochure.

For illustration purposes only. Not actual measurements.



SPACE TO ENJOY. SPACE TO EXPLORE.

Solterra has the capacity and room for any adventure. On main roads or off beaten tracks, close to home or further afield, our first all-electric SUV is an always-keen companion.

For SUBARU, practicality is almost as important as reliability – and Solterra has plenty to offer. This is a vehicle that's both modern and full of convenient, comfortable features. With 60/40 split fold-down rear seats and a large boot, you can easily bring along all the gear you need for any type of trip.



BOOT SPACE

Solterra offers a wide-opening cargo area, with a flat floor for convenient loading/unloading of bulky items, an impressive capacity of up to 452 litres* – and a handy home for your charging cables under the boot floor.



POWER TAILGATE

The power tailgate allows instant access to the boot at the push of a button inside the car or on the key fob. The inner lock switch lets you smoothly close the tailgate and lock all doors at once.



TONNEAU COVER

The tonneau cover provides privacy for luggage and other possessions stowed in the boot of your car and helps prevent theft. When not in use, it stores neatly under the boot floor.

*452 litres of cargo space in the Limited version, 441 litres in the Touring version.

PREMIUM COMFORT. ELEGANTLY DESIGNED.

Due to its long wheelbase and flat floor, Solterra offers ample passenger space for all, plus generous leg room in the rear. The innovative cockpit layout is designed for greater visibility and the panoramic sunroof provides a light and open cabin, making our AWD electric SUV feel much larger than it is. The ride is quiet, smooth and comfortable – so everyone arrives refreshed, however long the journey.



FIXED PANORAMIC ROOF (WITH ELECTRIC SUNBLIND)*

Solterra has a stunning panoramic roof, complete with electric sunblind, which allows light to flood into the cabin making it feel light and airy, and a pleasurable place to be.



LEATHER SEATS (SYNTHETIC)*

Enjoy a touch of luxury on every type of trip. Solterra's stylish leather seats are designed to provide extra comfortable support and stability for longer journeys.



HEATED STEERING WHEEL AND SEATS

Sometimes, little things make a big difference to the driving experience. Solterra's heated steering wheel and heated front and rear seats take the chill out of winter journeys.



FLOATING CENTRE CONSOLE

The advanced floating design of Solterra's centre console's is inspired by the adoption of shift-by-wire. A versatile open storage area lies below, and all controls are laid out for ease of use.



PADDLE SHIFTERS

Enjoy instant control of regenerative braking levels to suit the driving conditions without taking your hands off the steering wheel. Simply select from four different levels using the paddle switches conveniently located behind the steering wheel.

*Touring model only.
E & O.E.





ENHANCED VISIBILITY AND INFOTAINMENT.

All-new Solterra keeps you fully informed at every corner and entertained at every turn. It comes with enhanced visibility technology fitted as standard and features our most advanced infotainment system yet. Simply touch, swipe or drag to easily navigate the large, intuitive 12.3-inch touchscreen display – or use your voice instead. You can even wirelessly charge your smartphone in the centre console while you safely operate the hands-free connection and enjoy your favourite apps and content.



12.3" TOUCHSCREEN DISPLAY

Solterra's large central display combines high visibility with low reflectivity for maximum readability. It is thoughtfully positioned to enhance the feeling of space while enabling the greatest ease of use.



APPLE CARPLAY™ AND ANDROID AUTO™

Solterra features wireless connectivity for Apple CarPlay™ and wired Android Auto™ integration, allowing you to make phone calls and dictate text messages hands-free, reducing distractions when you're on the road.



PANORAMIC VIEW MONITOR

Live images from cameras mounted around the vehicle are displayed on the central screen, providing high-quality 360-degree visual support for enhanced convenience and safety when parking and reversing.



DIGITAL REAR VIEW MIRROR

When reversing, the live image from Solterra's rear-facing camera is displayed on the digital rear view mirror to give the driver a clear view behind the car, unobstructed by passengers or bad weather.



HARMAN KARDON® AUDIO SYSTEM*

Enjoy a premium in-car soundstage with 8 high-efficiency Harman Kardon® speakers, an optimised amplifier and a subwoofer for true bass reproduction.



WIRELESS PHONE CHARGING*

Wirelessly charge your smartphone in the centre console while you safely use the hands-free functionality to control everything from playing music to changing the air-conditioning settings.

*Touring model only.
E & O.E.

GREAT CONNECTIVITY. SUPREME CONVENIENCE.

Stay connected on the go, wherever you go – and discover a whole new level of connectivity and convenience. Connected to both the vehicle itself and the in-car multimedia system, the SUBARU Care app runs on your smartphone and/or tablet. It enables you to remotely access and control a whole range of information and functions, keeping you connected with your Solterra – even when you're not in it.



REMOTE CHARGING

Remotely control charging your Solterra from the palm of your hand with the SUBARU Care app. You can not only check the battery status and track charging progress, but also schedule your charging time so you can take advantage of cheaper off-peak electricity tariffs.



EMERGENCY E-CALL

In the event of an emergency on the road, Solterra will automatically send an SOS signal for help if the airbags are deployed, giving you extra peace of mind. Or you can press the manual SOS button to call the emergency services directly to report an accident. Help will be sent to the GPS location of your vehicle.

SUBARU CARE APP FEATURES.

CHARGING NETWORK

Plan journeys with ease and peace of mind by locating charging stations based on your location or along the planned route.

REMOTE AIR CONDITIONING

Your Solterra, your way. That's the beauty of remote climate control, which lets you schedule the car to be pre-heated or pre-cooled at a specific time, so you'll always head off in absolute comfort. Ideal for cold winter mornings or hot summer days.

REMOTE SECURITY CHECK

Use the app to remotely check if Solterra's doors are securely locked and the windows closed. If there's a problem, the app will enable you to lock the doors without even having to leave your house.

FIND MY CAR

Locate your Solterra wherever you parked it or spot it in a busy car park by activating its hazard lights for 30 seconds. You can even share the vehicle location with others via various messaging platforms.

DRIVING ANALYTICS

Access and learn from data insights on your trips to improve your driving for better efficiency. The app gives you access to trip information about average speed, distance, duration, etc.

WARNING LIGHTS

Use the app to access user-friendly explanations of what the various warning lights in your vehicle mean, along with colour-coded levels of urgency and suggestions for next steps.

LINE-UP

SOLTERRA LIMITED

DIMENSIONS.....	LxWxH: 4690x1860x1650 mm
MOTOR	Permanent magnet synchronous motor
MAX POWER OUTPUT.....	160 kW
MAX TORQUE	336Nm
MAIN DRIVE BATTERY	Lithium-ion battery
BATTERY CAPACITY	71.4 kWh
VOLTAGE.....	355.2 V
CHARGING AC POWER	7.0kW/Type 2 Charging Port
CHARGING DC POWER (FAST CHARGING)	150kW/CCS Charging Port
DRIVETRAIN.....	Permanent AWD



Body Colour above: Precious Metal

SOLTERRA TOURING

DIMENSIONS.....	LxWxH: 4690x1860x1650 mm
MOTOR	Permanent magnet synchronous motor
MAX POWER OUTPUT.....	160 kW
MAX TORQUE	336Nm
MAIN DRIVE BATTERY	Lithium-ion battery
BATTERY CAPACITY	71.4 kWh
VOLTAGE.....	355.2 V
CHARGING AC POWER	7.0kW/Type 2 Charging Port
CHARGING DC POWER (FAST CHARGING)	150kW/CCS Charging Port
DRIVETRAIN.....	Permanent AWD



Body Colour above: Dark Blue Mica



KEY FEATURES



01. 7" DIGITAL INSTRUMENT CLUSTER

The top-mounted 7" LCD meter display features an advanced hoodless design. Positioned above the steering wheel, its layout provides greater visibility and minimises eye movement, helping the driver to stay focused on the road.

02. 20" ALLOY WHEELS*

With a rugged appearance, aerodynamic design and high-quality finish, distinctive alloy wheels make the Solterra stand out.

03. ADAPTIVE HIGH BEAM SYSTEM

An Adaptive Driving Beam with 12 independent LED chips shapes your high beams around objects to provide optimal night-time visibility, without dazzling oncoming drivers.

04. ROTARY SHIFTER

The shift-by-wire system ensures smart shifting. Not only is it possible to switch gear with the touch of a finger, but you can also put Solterra into Park with a single touch. In addition, when the power switch is turned off, the car automatically switches to P position.

05. REAR SPOILERS

Solterra's distinct twin ducktail spoilers and lower diffusers ensure excellent aerodynamic performance and create a look that's unique to this all-electric SUV.

*Touring model only.
E & O.E.



06. HEATED FRONT AND REAR SEATS

Passengers in both the front and rear of Solterra benefit from the comfort of seat heating, with three temperature settings.

07. DRIVER MONITOR SYSTEM

Solterra's Driver Monitor System supports safer driving, as well as offering a more comfortable, personalised experience. It can recognise up to four people (three drivers and one guest) to provide customised settings.

08. REVERSING CAMERA*

When you engage reverse gear, the reversing camera displays a live colour image along with guidelines to assist in parking manoeuvres. The passenger-side door mirror also automatically tilts down for better kerb visibility when reverse gear is selected.

09. KEYLESS ENTRY & PUSH BUTTON START SYSTEM

With the key fob in your possession, you can unlock the boot or front doors by simply gripping the handle and start the vehicle with just a push of a button.

10. USB PORTS

Four USB ports, two at the front and two at the rear, enable convenient charging of smartphones and tablets, from anywhere in the vehicle.


11. BOOT STORAGE

Solterra offers impressive boot capacity – with an additional 10L storage space adopted under the deck for a toolbox or the car's charging cable.

EXTERIOR COLOURS & ACCESSORIES



Platinum White Pearl Mica Precious Metal Midnight Black Dark Blue Mica



Emotional Red* Harbor Mist Grey Pearl

SEAT MATERIALS


Black Fabric (LIMITED) Black Leather (Synthetic) (TOURING)



*Touring model only.

PERSONALISE YOUR RIDE

While every Solterra comes generously equipped, SUBARU accessories are the perfect way to tailor your SUBARU to your life and your style. Whether you want to add convenience, enhance functionality, or personalise your Solterra's appearance, SUBARU accessories are designed to provide the same fit and quality as your SUBARU vehicle. For more details, ask for the accessory brochure or visit your nearest SUBARU dealer.



Splash Guards Side Sill Plates (Stainless)



Cargo Tray Boot Flap



Rear Seat Back Protector Rear Bicycle Holder

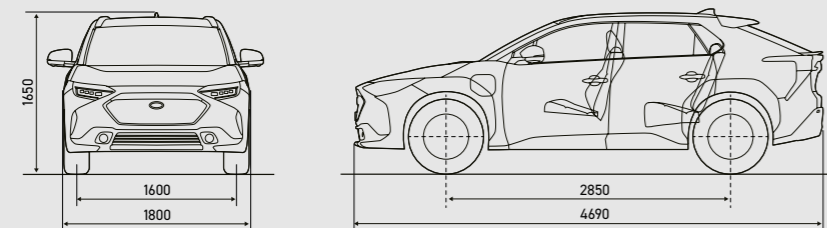
DISCOVER SUBARU.

Want to arrange a test drive? After the latest information on the SUBARU Solterra or other SUBARU models? Looking for your nearest showroom? Simply get in touch...



DIMENSIONS

Dimensions are measured in accordance with standard measurement of SUBARU CORPORATION.



Not all features, options, or packages are available for all models and regions. See your specification sheet for availability. Please contact your local authorised SUBARU dealer for more details.

SUBARU CORPORATION reserves the right to alter specifications and equipment without notice. Details of specifications, equipment, colour availability and the accessory line-up are subject to suit local conditions and requirements. Please inquire at your local dealer for details of any changes that might be required for your area.

STANDARD FEATURES

Item	Permanent AWD	
	LIMITED	TOURING
	All-Electric SUV	
EV CREDENTIALS		
Battery Capacity: 71.4 kWh	•	•
DC Charging Rate: 150 kW (CCS)	•	•
AC Charging Rate: 7.0 kW (Type 2)	•	•
Heat Pump	•	•
Paddle Shifters behind Steering Wheel (for Adjustment of Regenerative Braking)	•	•
Charging Cable: Type 2 to Type 2	•	•
Charging Cable: Type 2 to UK Domestic Plug	•	•
EXTERIOR		
18" Alloy Wheels	•	-
20" Alloy Wheels	-	•
Wheel Arch Extensions	•	•
Auto On/Off Headlights	•	•
Automatic Rain-Sensing Windscreen Wipers	•	•
LED Daytime Running Lights	•	•
Adaptive High Beam System (AHS) (x12 Independent LED Chips)	•	•
Headlight Washers	•	•
Front LED Fog Lights	•	•
Rear Spoiler	•	•
Power-Folding Door Mirrors	•	•
Fixed Panoramic Roof (with Electric Sunblind)	-	•
Privacy Glass	•	•
Roof Rails	•	•
SEATING & TRIM		
Leather Wrapped Steering Wheel	•	•
Heated Steering Wheel	•	•
Heated Front Seats	•	•
Heated Rear Seats	•	•
Fabric Seats	•	-
Leather Seats (Synthetic)	-	•
Electric Driver's Seat	•	•
Electric Driver's Seat with Memory Function	-	•
Electric Passenger Seat	-	•
Lumbar Support on Driver's Seat	•	•
60/40 Split Folding Rear Seats	•	•
Recline Function on Rear Seats	•	•

Item	Permanent AWD	
	LIMITED	TOURING
	All-Electric SUV	
COMFORT & CONVENIENCE		
Front & Rear Power Windows (One-Touch Ascend & Descend)	•	•
Remote Control Central Locking	•	•
Keyless Entry & Push Button Start System	•	•
Follow-Me-Home Lighting	-	•
7" Digital Instrument Cluster	•	•
Rear Seat Centre Armrest	•	•
Wireless Phone Charging	-	•
Height & Reach Adjustable Steering Wheel	•	•
Power Tailgate	•	•
Tonneau Cover	•	•
Tilting Passenger Door Mirror on Reverse Gear	-	•
Memory Function: Door Mirrors	-	•
CLIMATE CONTROL		
Dual-Zone Automatic A/C with Anti-Dust Filter	•	•
Heated Door Mirrors	•	•
Windscreen Wiper De-Icer	•	•
ENTERTAINMENT		
SUBARU Infotainment & Audio System: 6 Speakers	•	-
SUBARU Infotainment & Harmon/Kardon Audio System: 8 Speakers & Subwoofer	-	•
12.3" Multifunction Colour Touchscreen Display	•	•
Wireless Apple CarPlay™	•	•
Wire Android Auto™	•	•
DAB Radio	•	•
Satellite Navigation	•	•
Bluetooth®	•	•
x4 Type-C USB Ports (x2 in Row 1 & x2 in Row 2)	•	•
DRIVABILITY		
Permanent AWD (Dual Motor)	•	•
Dual Motor (80kW/Axle)	•	•
SUBARU e-Global Platform	•	•
X-MODE & Hill Descent Control	•	•
Driving Modes: ECO/NORMAL/POWER	•	•
Auto Vehicle Hold	•	•

SPECIFICATIONS

Item	Permanent AWD	
	LIMITED	TOURING
	All-Electric SUV	
SAFETY & SECURITY		
SUBARU Safety Sense - includes:		
- Dynamic Radar Cruise Control (DRCC)		
- Pre-Collision System (PCS)		
- Emergency Steering Assist		
- Lane Departure Alert (LDA)		
- Lane Tracing Assist (LTA)		
- Blind Spot Monitor (BSM)	•	•
- Road Sign Assist (RSA)		
- Rear Cross Traffic Alert (RCTA)		
- Parking Support Brake (PSB)		
- Low-Speed Acceleration Suppression		
- Safe Exit Assist (SEA) System		
Driver Monitoring System	•	•
E-Call	•	•
Digital Rear View Mirror	•	•
Reversing Camera	•	•
Panoramic View Monitor (360 Degree Surround-View Camera)	•	•
Front SRS Airbags	•	•
Front Side SRS Airbags (Driver & Front Passenger)	•	•
Central SRS Airbag (Between Driver & Front Passenger)	•	•
Curtain Side SRS Airbags	•	•
Tyre Pressure Monitoring System (TPMS)	•	•
Thatcham Category 1 Alarm System with Engine Immobiliser	•	•
Tyre Repair Kit	•	•

Item	Permanent AWD	
	LIMITED	TOURING
	All-Electric SUV	
EV POWERTRAIN		
Electric Motor Setup	kW/axle	Dual Motor Setup: 80
Front	Motor Type	Permanent Magnet Synchronous Motor
	Max. Power Output	80
	Max. Torque	168.5
Rear	Motor Type	Permanent Magnet Synchronous Motor
	Max. Power Output	80
	Max. Torque	168.5
Battery Type		Lithium-Ion
Capacity	kWh	71.4
Voltage	V	355.2
Rated Capacity	Ah	201
Charging	AC Power	7.0kW/Type 2 Charging Port
Charging	DC Power (Fast Charge)	150kW/CCS Charging Port
Charging Port Location		Right Wing
Electric Range (WLTP Combined)	KM	465
Energy Consumption (WLTP Combined)	kWh/km	161
CHARGING		
Max. Power	PS	218
Max. Torque	Nm	336
Max. Speed	KM/H	160
Acceleration (0-62 mph)	sec.	6.9
CO ₂ Emissions	g/km	0
DRIVETRAIN		
AWD Type		Active Torque Split AWD System
DIMENSIONS & WEIGHT		
Overall Length	mm	4,690
Overall Width (excl. Mirrors)	mm	1,860
Overall Height with Roofrails	mm	1,650
Wheelbase	mm	2,850
Ground Clearance	mm	211
Boot Volume	litres	452
Seating Capacity	persons	5
Kerb weight	kg	2,015
Towing Capacity (Braked)	kg	750
Towing Capacity (Unbraked)	kg	750
CHASSIS		
Steering		Electric Power-Assisted Rack & Pinion
Suspension	Front	Macpherson Strut Type
	Rear	Double Wishbone Type
Turning Circle at Tyre	m	11.2
Brakes	Front	Ventilated Discs
	Rear	Ventilated Discs
Tyre/Wheel Size		235/60R18 235/50R20



SUBARU

Confidence in Motion

3 YEAR
OR 100,000 KM
WARRANTY*

8 YEAR
TRACTION BATTERY
WARRANTY™

SOL002IRL

The service intervals for the SUBARU Solterra are every 12 months/15000 KM, whichever comes sooner. *SUBARU Solterra is covered by a 3 Year/100,000 KM (whichever is sooner) Manufacturer's Warranty (bumper to bumper). †In addition, the EV Battery is covered by a 8 Year/160,000 KM (whichever is sooner) Warranty. Bodywork is covered by a 12 year Anti-Corrosion Warranty and paintwork is covered by a 3 Year/100,000 KM (whichever is sooner) Warranty. Added reassurance is provided by a comprehensive 3 Year Recovery and Assistance package valid in the UK and Europe. For general terms and conditions visit SUBARU.co.uk.

Technical data and equipment based on the latest information available at the time of printing. SUBARU Ireland Ltd. reserves the right to make changes at any time, without notice, in colours, materials, design, prices, equipment and specifications and to discontinue models. Some images within this brochure depict left-hand drive models and may not match Irish specification. Customers are advised to consult their SUBARU dealer on the precise details of warranties / guarantees and vehicles available for sale. Models specified are strictly subject to availability. Owing to the limitations of printing processes, the colours reproduced may not exactly match product colours. The contents of this brochure are the copyright of SUBARU Ireland Ltd. and may not be copied or displayed for commercial purposes without the express permission of SUBARU Ireland Ltd. © SUBARU Ireland Ltd. E & O.E.

For details of your nearest SUBARU dealer visit subaru.ie.