



**SUBARU**

*Confidence in Motion*

# SUBARU **OUTBACK**







## **ALL-NEW OUTBACK. CHOOSE YOUR NEXT ADVENTURE.**

All-new Outback is, quite simply, the toughest, most rugged, most capable SUBARU SUV ever produced.

Whether it's an icy school run, a motorway commute or a wet gravel track ascent, the latest Outback guarantees sure-footed capability and total confidence at the wheel. Permanent Symmetrical All-Wheel Drive and X-MODE join SUBARU's latest 2.5L petrol Boxer engine to deliver gripping power with 213mm ground clearance and 2,000kg braked towing capacity.

25 years since SUBARU first developed the All-Wheel Drive Crossover, the latest Outback is our most technologically advanced, luxurious, and safest yet. Limited, Field and Touring Outback model variants, all built on the SUBARU Global Platform, confer superior passenger protection alongside the latest driver assistance and collision avoidance technology.

**All-new Outback. Choose your next adventure.**





## COMFORTABLY SUPERIOR PERFORMANCE.

Enjoy new levels of control, stability, and ride comfort in a quiet, hushed cabin, thanks to a refined Symmetrical All-Wheel Drive, Boxer engine and SUBARU Global Platform. You're free to go anywhere with the all-new Outback. A commanding driving position ensures optimum visibility, whilst smooth driving performance, outstanding rough road capability and a high ground clearance provides the ultimate driving confidence to tackle any adventure.

### DUAL FUNCTION X-MODE WITH HILL DESCENT CONTROL

Steep, wet or slippery terrain is no match for Outback. Newly evolved X-MODE provides reliable control. Using the 11.6" touchscreen, switch between [SNOW/DIRT] mode to confidently negotiate snow, dirt, or gravel, or [D.SNOW/MUD] mode for soft conditions where lesser vehicles get stuck. When X-MODE is activated, Hill Descent Control automatically maintains a constant speed when travelling downhill: all you have to do is steer.

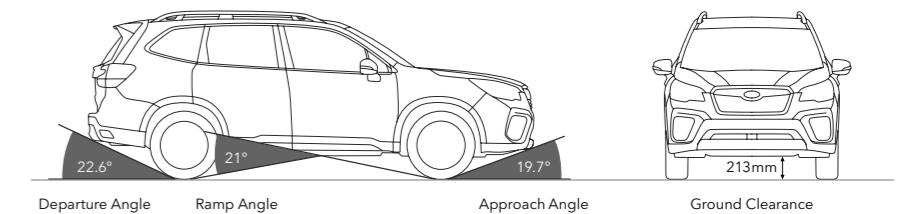
### SI-DRIVE

At the press of a button, SUBARU Intelligent Drive (SI-DRIVE) lets you adjust the throttle and gear-shifting response to give you immediate power and agility on demand. Select Sport Mode for instant throttle response, ideal for enjoying winding roads, or Intelligent Mode for more fuel-efficient power delivery around town or on long journeys.



### CLEARANCE BY DESIGN

Outback is engineered to drive on or off-road and overcome tough terrain. The high 213mm ground clearance maximises approach, departure and ramp angles, minimising the risk of the bumpers or chassis getting damaged or stuck.







## VERSATILE SPACE. ACTIVELY SMARTER STORAGE.

Designed for active lifestyles, Outback is ready for all your adventures and makes it easy to just load up all the family's gear and go. 60/40 fold down rear seats create a cavernous flat load area for up to 561L of cargo, whilst integrated roof rails provide further secure storage overhead.



### BOOT SPACE

The wider opening and 60/40-split folding rear seats make loading and unloading large items even more convenient. Lined with dirt-resistant materials, it's easier to enjoy any outdoor activity while keeping the boot area clean.

### HANDS-FREE POWER TAILGATE\*

Got your hands full? Simply wave an elbow near the rear badge (while in possession of the smart key) to raise the tailgate. This is one convenience you won't want to live without.



### POP-UP TONNEAU COVER

A single tap with your elbow raises the rearmost part of the tonneau cover allowing ready access when your hands are full.



### ROOF RAILS

Need to carry skis, paddleboards, or canoes? Have a bulky item to move? Use the secure integrated, fold out roof rails on Outback Limited and Outback Touring, or choose the Outback Field for strengthened built-in roof rails with fastening holes for straps or ropes.

\*Field and Touring models only. E & O.E.



## FEEL THE DIFFERENCE. TRAVEL FIRST-CLASS.

With a completely re-imagined cabin interior, all-new Outback ensures you and your family travel first class. In the front, the windscreen and side windows have retreated to maximise the sense of freedom and space, whilst a longer bodyshell further enhances rear passenger leg room. The ride is quiet, smooth and comfortable; everyone arrives refreshed, however long the journey.



### FATIGUE-REDUCING SEATS FOR LONG JOURNEYS

Ergonomic design and a new urethane formula ensure comfortable support and stability for long journeys.



### NAPPA LEATHER SEATS<sup>\*1</sup>

Enjoy the luxurious, durable feel of soft Nappa leather accented trim.



### WATER-REPELLENT LEATHER SEATS (SYNTHETIC)<sup>\*2</sup>

Practical and durable, water-repellent seats in the Outback Field feature distinctive green stitching complementing green accents on the bodywork and trim.



### HEATED SEATS

Both front and rear seats enjoy heating to shoulder level on front seats, with three temperature settings.



### HEATED STEERING WHEEL<sup>\*3</sup>

A Heated Steering Wheel takes the chill out of winter journeys.



### POWER-SLIDING, TILT-ADJUSTABLE SUNROOF<sup>\*1</sup>

In fine weather, it's easy to connect with the great outdoors. The inner-sliding sunroof quickly opens to allow daylight to flood into the cabin in seconds.

<sup>\*1</sup> Touring model only.

<sup>\*2</sup> Field model only.

<sup>\*3</sup> Field and Touring models only.  
E & O.E.







## INFOTAINMENT. TABLET-LIKE SIMPLICITY, EFFORTLESS CONTROL.

Staying connected and in touch is important - especially out on the road. With a completely redesigned next-generation infotainment system, the new Outback shows the way. Touch, swipe or drag to navigate the large, intuitive 11.6" infotainment touch screen, or simply use your voice. Bring up maps<sup>\*1</sup>, find contacts, send messages, select driving modes, and access compatible apps, news, music, podcasts and more.



### 11.6" FULL HD VERTICAL DISPLAY

Enjoy intuitive, smartphone-like operation for audio and other useful functions with the large 11.6" touchscreen display.



### APPLE CARPLAY™ AND ANDROID AUTO™\*2

Apple CarPlay™ and Android Auto™ mirror compatible apps from your smartphone onto Outback's touchscreen, allowing you to make phone calls and dictate text messages hands-free, reducing distractions when you're on the road<sup>\*3</sup>.



### FRONT AND SIDE VIEW MONITOR\*4

With a camera mounted on the front grille and another at the base of the passenger door mirror, the multi-view monitor displays high quality digital images on the multi-information display. See blind spots, enjoy stress-free manoeuvring and parking and easily avoid obstacles when off-road.



### REVERSING CAMERA

When you engage reverse gear, the reversing camera displays a live colour image along with guidelines to assist in parking manoeuvres. The passenger-side door mirror also automatically tilts down for better kerb visibility when reverse gear is selected<sup>\*4</sup>. A convenient washer function clears any dirt or snow from the lens for a clear view at all times.



### HARMAN KARDON AUDIO SYSTEM\*5

Enjoy a premium in-car soundstage with 11 high-efficiency Harman Kardon® speakers, an optimised amplifier and a subwoofer with 10L box enclosure for true bass reproduction.



### VOICE COMMAND\*6

Send and access smartphone text messages, play music, make phone calls and even control the air-conditioning.

\*1 Compatible Apple™ or Android™ device with GPS navigation app required.

\*2 Driver is responsible for safe driving. Please refrain from operating touchscreen whilst driving.

\*3 This functionality uses your smartphone's data. E & O.E.

\*4 Touring model only.

\*5 Touring model only. Harman Kardon® is a registered trademark of HARMAN International Industries, Incorporated.

\*6 Requires compatible Bluetooth enabled phone to be paired with the infotainment system.



# SUBARU CORE TECHNOLOGY.

SUBARU's core technologies define what makes a SUBARU a SUBARU - and the unique driving experience that only our vehicles can provide. These core systems enable SUBARU vehicles to live up to the brand's exceptional standards of performance, comfort, safety, and reliability. They also underpin SUBARU's promise to deliver both driving enjoyment and peace of mind to every passenger.



## BOXER ENGINE

The horizontally-opposed configuration of the SUBARU Boxer engine places pistons 180 degrees apart for a lower, flatter profile than other engine types. One of the main benefits of this configuration is that the pistons' movements naturally counteract each other, helping to reduce vibration and noise, delivering a smoother driving experience. The engine's shape and unique piston movement allow it to be installed lower down and further back than a conventional engine, giving the whole car a low centre of gravity and balanced weight distribution for exceptional handling and poise.

## LINEARTRONIC + ACTIVE TORQUE SPLIT AWD

SUBARU Lineartronic is a Continuously Variable Transmission that moves between a span of gear ratios to provide smooth acceleration while keeping the engine at its optimal rev range. Lineartronic works particularly well with Symmetrical AWD as it preserves momentum that is often lost during gear changes on a manual or traditional automatic transmission. When the clutch pedal is depressed on a manual or the lock up clutch is released on a normal automatic, you break power to the wheels causing them to slow and lose performance.

## SYMMETRICAL ALL-WHEEL DRIVE

SUBARU's permanent Symmetrical AWD maximises handling and enhances control on all roads in almost any conditions. Unlike any other all-wheel drive configuration, the engine, transmission and propshaft are positioned in a symmetrical straight-line layout which provides a direct route for traction and delivers maximum power transfer to all four wheels at all times. The driveshafts are similar lengths, reducing torque steer and eliminating the need for additional controls or weights to be added as the symmetrical design is inherently stable, producing natural balance and performance for a safer ride.

## A PERFECTLY BALANCED CONFIGURATION

The design, shape and position of the Boxer engine results in the car having a very balanced weight distribution. This contributes to the car's excellent handling and offers increased stability compared to V or transverse engine types.

The Boxer engine, with its unique configuration, sits low in the chassis and is located further back allowing engine weight to be more evenly distributed over all four wheels.

In contrast, V and transverse engine positioning is restricted by the bulkhead. They have to sit further forward, compromising the vehicle's balance and stability.

In addition, V-type engine weight is positioned above the wheel line making it top heavy. Transverse engine weight is positioned above the wheel line and is also heavier on one side. Boxer engine weight is positioned centrally in line with the wheels, making a rigid structure that is resistant to side-to-side motion and body roll when cornering.

## SUBARU GLOBAL PLATFORM

SUBARU Global Platform (SGP) underpins the next generation of SUBARU vehicles. Enhancing all-around safety and performance, it offers a driving experience you can only find in a SUBARU. All-new Outback now joins the Forester and XV on the SGP to deliver even more enjoyment and peace of mind to all drivers and passengers.

### 1. IMPROVED SAFETY PERFORMANCE

Body strength is increased by 40%. In the event of a collision, the frame can absorb and safely dissipate more energy. The new frame design also improves energy dispersal, directing more energy safely beneath the seating compartment.

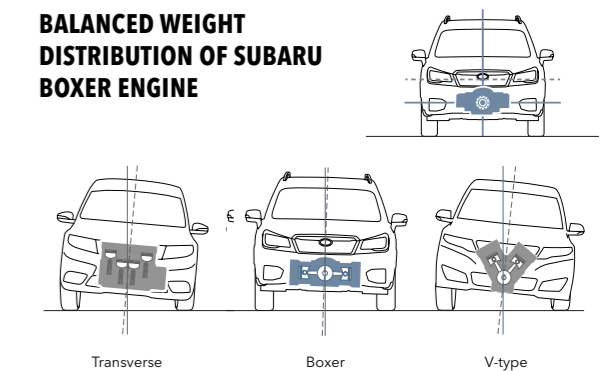
### 2. BETTER STABILITY AND HANDLING

By increasing rigidity of the body, front suspension and rear subframe, Outback has enhanced straight-line stability and minimal body roll. More responsive handling allows the driver to better steer the car as intended and improves hazard avoidance.

### 3. ENHANCED RIDE QUALITY

Vibrations and noise are minimised to improve passenger comfort. Suspension improvements and a highly rigid chassis prevent vibrations and resonance between the body and parts such as the steering wheel, seats and suspension to provide a quiet, comfortable journey for all.

### BALANCED WEIGHT DISTRIBUTION OF SUBARU BOXER ENGINE





# SUBARU ALL-ROUND SAFETY.

When your car gives you peace of mind, life becomes more enjoyable. That's why at SUBARU, safety comes first. SUBARU Corporation has announced its vision to eliminate traffic accident deaths involving SUBARU vehicles by 2030. This commitment can be seen in SUBARU's advanced collision avoidance systems, and unique technologies such as SUBARU's Global Platform and Symmetrical All-Wheel Drive. We continuously strive to improve the all-around safety of our vehicles to build a future that is accident-free. Our vision of 'Safety First' is built around four pillars of protection:

## PRIMARY

Primary Safety begins at the underlying design stage. It includes blind spot minimisation, optimum driving position, an adjustable driver's seat and an intuitive interface designed to reduce distractions.

## ACTIVE

Active Safety refines all the basic functions of a car – driving, turning and stopping – to allow precise control. Examples include SUBARU's Symmetrical All-Wheel Drive, Hill-start Assist, Vehicle Dynamics Control and Electric Brake-force Distribution.

## PASSIVE

Passive Safety aims to protect passengers in the event of a collision, with features like the Ring-Shaped Reinforcement Framed body or the cabin-protecting engine layout.

## PREVENTIVE

Preventative Safety is about helping to avoid collisions before they happen. Our advanced safety technologies include EyeSight<sup>\*1</sup>, SUBARU Rear Vehicle Detection, Side View Monitor, High Beam Assist, Steering Responsive Headlights and an Emergency Stop Signal.



01. PASSIVE  
**RING-SHAPED REINFORCEMENT FRAME**

The Ring-shaped Reinforcement Frame makes better use of high-tensile steel panels and has been structurally redesigned for more efficient energy absorption from impacts in all directions.


07. PREVENTATIVE  
**REVERSE AUTOMATIC BRAKING<sup>\*3</sup>**

When in reverse, this system uses four sensors on the rear bumper to detect obstructions behind the vehicle. If detected, the system can alert the driver with warning sounds and automatically apply the brakes to avoid a collision or reduce collision damage.



02. PASSIVE  
**CABIN-PROTECTING LAYOUT**

In the event of a collision, the low-mounted engine and gearbox are designed to both absorb the impact and drop safely below the passenger compartment, protecting occupants' legs. To allow for this movement, the cradle securing the engine is engineered to collapse, allowing the engine to slide downwards.



03. PASSIVE  
**SRS AIRBAGS<sup>\*2</sup>**

Front SRS airbags, front side SRS airbags, curtain SRS airbags, and a knee SRS airbag are standard on Outback to give all passengers a higher level of protection in the event of a collision.

08. PREVENTATIVE  
**ADAPTIVE DRIVING BEAM<sup>\*3</sup>**

At night, many driving accidents involve pedestrians. To optimise visibility and reduce glare when using high beam, Adaptive Driving Beam (ADB) uses multiple LED array head lamps. By selectively illuminating multiple LEDs in each headlamp when objects are detected, visibility and definition is improved whilst reducing the risk of dazzling.



04. PRIMARY  
**VISIBILITY**

Optimal driving position, window heights, and carefully arranged pillars provide excellent visibility in all directions to reduce blind spots, letting you easily check your surroundings.



09. ACTIVE  
**VEHICLE DYNAMICS CONTROL SYSTEM + ACTIVE TORQUE VECTORING**

If the vehicle approaches the limits of stability while cornering or avoiding an obstacle, Vehicle Dynamics Control (VDC) sensors adjust the AWD torque distribution, engine output and brakes at each wheel to help keep the vehicle on course. When cornering, Active Torque Vectoring also applies the brakes, delivering less torque to the inside wheels and more torque to the outside wheels, enhancing handling.



05. PREVENTATIVE  
**SUBARU REAR VEHICLE DETECTION<sup>\*3</sup>**

SUBARU Rear Vehicle Detection (SRVD) includes Blind Spot Monitoring, Lane Change Assist & Rear Cross Traffic Alert. Sensors placed at the rear of the vehicle alert you to vehicles in your blind spots for safer lane changes and can also warn you of potential collision danger when reversing out of a parking space.

10. ACTIVE  
**AUTO VEHICLE HOLD**

When the vehicle is at a complete stop, Auto Vehicle Hold keeps the vehicle in place even when the brake pedal is released, which is especially useful in stop-start traffic.



06. PREVENTATIVE  
**LED STEERING RESPONSIVE HEADLIGHTS**

Powered by LEDs, these bi-functional headlights combine low and high beams and are steering-responsive, ensuring good visibility around corners at night.

11. ACTIVE  
**HAZARD AVOIDANCE**

The lower centre of gravity design, enhanced suspension system and rigidity improvements ensure the Outback responds immediately when evasive actions are taken, helping you to avoid hazards on the road.

<sup>\*1</sup> EyeSight is a driving support system which may not operate optimally under all driving conditions. The driver is always responsible for safe and attentive driving and observance of traffic regulations. See Owner's Manual for complete details on system operation and limitations for EyeSight, including functions in this brochure.

<sup>\*2</sup> SRS: Supplemental Restraint System. Must be used with seatbelts.

<sup>\*3</sup> The driver is always responsible for safe and attentive driving and observance of traffic regulations. Please do not depend solely on SUBARU Rear Vehicle Detection, Adaptive Driving Beam, High Beam Assist or Reverse Automatic Braking for safe driving. There are limitations to the recognition features of these systems. See Owner's Manual for complete details on system operation and limitations. E & O.E.



# SUBARU EYESIGHT DRIVER ASSIST TECHNOLOGY.

At SUBARU, we believe in all-around safety. An important part of that is pre-collision safety: making every effort to ensure an accident never happens. That's why we created EyeSight\*, SUBARU's cutting-edge driving support system. Like a second pair of eyes for the road ahead, EyeSight uses two stereo cameras capturing three-dimensional colour images with excellent image recognition, nearly as capable as the human eye. More accurate than traditional camera and sensor technologies, EyeSight uses images from both

cameras to precisely determine shape, speed and distance, meaning it not only detects vehicles but also motorbikes, bicycles and pedestrians. When a potential hazard is identified, it warns the driver and even applies the brakes if necessary, to help avoid an accident. With excellent safety performance, EyeSight gives the driver ultimate peace of mind. Completely re-engineered with a host of new and advanced functions, the latest EyeSight features introduced for new Outback include:



## 01. ADAPTIVE CRUISE CONTROL

Adaptive Cruise Control allows the driver to set vehicle speed and distance to the car in front. It constantly monitors distance and speed then adjusts the engine, transmission and brakes accordingly to maintain speed in line with the traffic flow. Designed for use on motorways and similar roads, Adaptive Cruise Control improves driver comfort and convenience on long drives.

## 03. LANE CENTERING FUNCTION

When Adaptive Cruise Control is in use and registering lane markers or a preceding vehicle, Lane Centering holds a driving position near the centre of the lane or assists with steering to keep following the vehicle in front.

## 05. LEAD VEHICLE START ALERT

It's easy to become distracted when waiting in stationary traffic. EyeSight will prompt the driver to notice that vehicles in front have started moving again with a buzzer and a flashing indicator.

## 07. PRE-COLLISION THROTTLE MANAGEMENT

If the car is parked facing an obstacle, EyeSight will give the driver a visual and audible warning if they accidentally select drive instead of reverse. The system will also cut engine output to help avoid a frontal collision.

## 09. TRAFFIC SIGN RECOGNITION & INTELLIGENT SPEED LIMITER

Automatically recognising speed limit signs, Traffic Sign Recognition displays the applicable limit on the multi-information display, helping to prevent unintended speeding violations. In tandem with Traffic Sign Recognition, Intelligent Speed Limiter automatically restricts vehicle speed to reflect the currently detected limit.

## 02. EMERGENCY LANE KEEP ASSIST

A stereo camera and rear corner radars monitor oncoming vehicles. If you try to change lanes without noticing that a vehicle in the adjacent lane is approaching, the system sounds a visual and audible alert and will offer gentle steering control.

## 04. LANE SWAY AND DEPARTURE WARNING

Lane Sway and Departure Warning will alert the driver with a visual and audible warning if the vehicle sways or departs its lane without indicating.

## 06. PRE-COLLISION BRAKING SYSTEM

The Pre-Collision Braking System activates visual and audible warnings to alert the driver of a potential collision. If the driver fails to take evasive action, the brakes will be applied automatically to either prevent an accident entirely or reduce the severity of an impact depending on speed. If the driver brakes but does not apply enough pressure, the system will increase braking force.

## 08. AUTONOMOUS EMERGENCY STEERING

Autonomous Emergency Steering helps avoid a collision with a vehicle, pedestrian or bicycle when Pre-Collision Braking alone may not be sufficient by controlling the steering.

\* EyeSight is a driving support system which may not operate optimally under all driving conditions or for all objects. The driver is always responsible for safe and attentive driving and observance of traffic regulations. See Owner's Manual for complete details on system operation and limitations for EyeSight including functions in this brochure. E & O.E.





## SUBARU ADVANCED TECHNOLOGIES: DRIVER MONITORING SYSTEM.

The Driver Monitoring System supports safer driving by providing a warning if a driver appears to show signs of fatigue or that the driver is not focused on the road ahead. The cabin camera is clever enough to recognise up to five pre-registered drivers, automatically re-instating customised settings for a personalised experience.



### ALERT<sup>\*1</sup>

The SUBARU Driver Monitoring System constantly monitors the driver's gaze and blink pattern. If the gaze should wander or the eyes close (for example, due to a distraction or tiredness), audio and visual warnings on the meter and the 11.6" display of the instrument panel attract the driver's attention, restoring concentration.



### SEAT POSITION AUTO-ADJUSTMENT<sup>\*2</sup>

The system recognises up to five drivers, automatically adjusting the seat to their preferred position.



### DOOR MIRROR POSITION AUTO-ADJUSTMENT<sup>\*2</sup>

The system conveniently adjusts external mirrors to the driver's pre-registered setting.



### AUTO MULTI-INFORMATION DISPLAY AND INSTRUMENT PANEL

A driver's last multi-information display settings, including individual fuel consumption information, are restored automatically. The meter display settings switch automatically and are shown on the 11.6" multi-information display.



### AUTO AIR-CONDITIONING

The system remembers and restores each driver's last used climate control settings to help provide a comfortable and pleasant cabin environment.

<sup>\*1</sup> The driver is always responsible for safe and attentive driving and observance of traffic regulations. Please do not depend solely on the Driver Monitoring System features for safe driving. There are limitations to the recognition features of this system. See Owner's Manual for complete details on system operation and limitations.

<sup>\*2</sup> Touring model only.  
E & O.E.



## LINEUP

### OUTBACK 2.5i LIMITED LINEARTRONIC

DIMENSIONS ..... L x W x H: 4870 x 1875 x 1675 mm  
ENGINE ..... Horizontally opposed, 4-cylinder, DOHC 16-valve, petrol  
CAPACITY ..... 2498 cc  
MAX OUTPUT ..... 169 PS @ 5,000-5,800 rpm  
MAX TORQUE ..... 252 Nm @ 3,800 rpm  
TRANSMISSION ..... Lineartronic, permanent Symmetrical AWD



Magnetite Grey Metallic



### OUTBACK 2.5i FIELD LINEARTRONIC

DIMENSIONS ..... L x W x H: 4870 x 1875 x 1670 mm  
ENGINE ..... Horizontally opposed, 4-cylinder, DOHC 16-valve, petrol  
CAPACITY ..... 2498 cc  
MAX OUTPUT ..... 169 PS @ 5,000-5,800 rpm  
MAX TORQUE ..... 252 Nm @ 3,800 rpm  
TRANSMISSION ..... Lineartronic, permanent Symmetrical AWD



Autumn Green Metallic



### OUTBACK 2.5i TOURING LINEARTRONIC

DIMENSIONS ..... L x W x H: 4870 x 1875 x 1675 mm  
ENGINE ..... Horizontally opposed, 4-cylinder, DOHC 16-valve, petrol  
CAPACITY ..... 2498 cc  
MAX OUTPUT ..... 169 PS @ 5,000-5,800 rpm  
MAX TORQUE ..... 252 Nm @ 3,800 rpm  
TRANSMISSION ..... Lineartronic, permanent Symmetrical AWD



Brilliant Bronze Metallic







01



03



04



05



02

**01. STEERING RESPONSIVE HEADLIGHTS**

Powered by LEDs, these bi-functional headlights combine low and high beams and are steering-responsive, ensuring good visibility around corners at night. An Adaptive Driving Beam also shapes your high beams around objects to provide optimal night time visibility, without dazzling oncoming drivers.

**02. 18" ALLOY WHEELS**

With a rugged appearance, aerodynamic design and high-quality finish, distinctive alloy wheels make the Outback stand out.

**03. FRONT LED FOG LIGHTS**

Offering enhanced visibility and improved safety during night time driving, stylish LED fog lamps complement the powerful look of the front face.

**04. LED REAR COMBINATION LIGHTS**

The rear combination, C-shaped lamps give Outback a distinctive look.

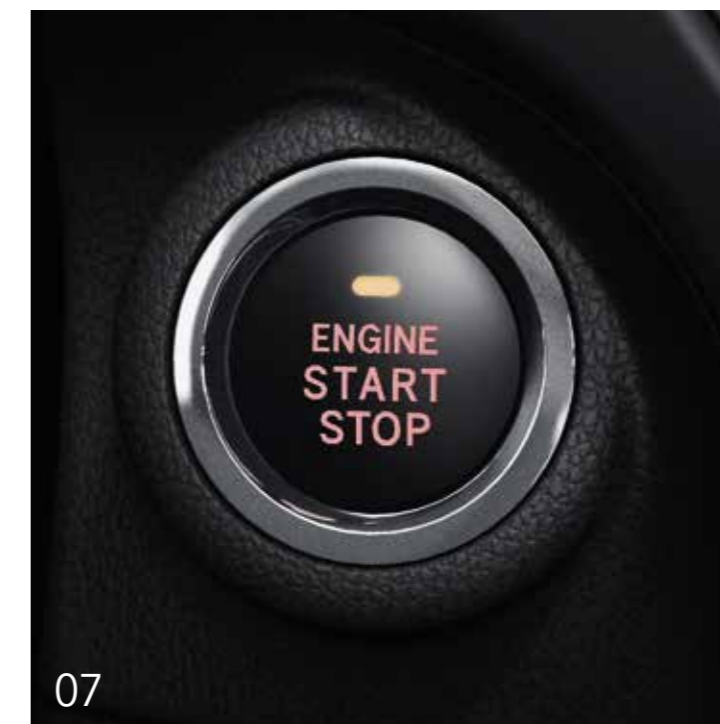
**05. CROSSBAR ROOF RAILS\***

There's no need to purchase separate crossbar attachments, thanks to the built-in foldable crossbars. Tie ropes or belts directly to the loops in the front and back for extra security.

\*Available on Limited and Touring models only. E & O.E.



06



07

**06. USB PORTS (FRONT AND REAR)**

Keep all your electronic devices fully charged with easily-accessed USB power ports for both front and rear passengers.

**07. KEYLESS ENTRY WITH PUSH-BUTTON START SYSTEM**

With the key fob in your possession, you can unlock the front doors or boot by just gripping the handle and start the engine with the push of a button.

**08. DUAL-ZONE AIR CONDITIONING SYSTEM**

The stylish smart cabin stays chilled with an improved, voice-operated dual zone air-conditioning system, with humidity sensors to gauge temperature, comfort and monitor efficiency.

**09. 8-WAY POWER ADJUSTABLE DRIVER'S SEAT (WITH ELECTRIC LUMBAR SUPPORT)**

Find your ideal driving position with this 8-way power adjustable driver's seat which features electric lumbar support for added comfort.

**10. BOOT AREA**

Loading luggage is easy with a tonneau cover that can be height-adjusted and can be easily raised with a single tap of your elbow.



08




09




10



## EXTERIOR COLOURS




Crystal White Pearl    Ice Silver Metallic    Magnetite Grey Metallic    Crystal Black Silica



Autumn Green Metallic    Brilliant Bronze Metallic\*    Sapphire Blue Pearl    Storm Grey Metallic\*

## SEAT MATERIALS

Black Fabric (2.5i-LIMITED)    Water-Repellent Leather (Synthetic) (2.5i-FIELD)    Black Nappa Leather (2.5i-TOURING)

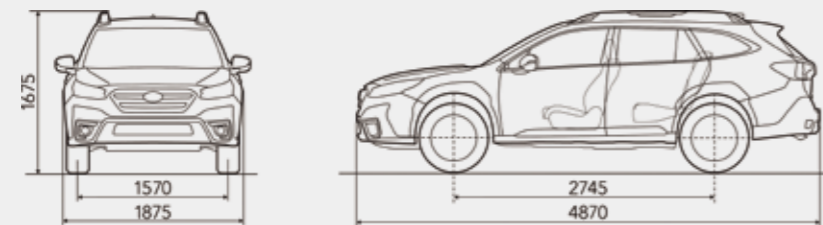


Seat Backing / Seat Trim    Seat Backing / Seat Trim    Seat Backing / Seat Trim

\*Not available on the FIELD model. E & O.E.

## DIMENSIONS

Dimensions are measured in accordance with standard measurement of SUBARU CORPORATION.



\*Field model has a height of 1670 mm.

## ACCESSORIES

### PERSONALISE YOUR RIDE.

While every Outback comes generously equipped, SUBARU accessories are the perfect way to tailor your SUBARU to your life and your style. Whether you want to add convenience, enhance functionality, or personalise your Outback's appearance, SUBARU accessories are designed to provide the same fit and quality as your SUBARU vehicle. For more details, ask for the accessory brochure or visit your nearest SUBARU retailer.



Cargo Step Panel (Stainless)



Cargo Tray Low



Splash Guard Set



Side Sill Plates (Stainless)



LED Tailgate Illumination



Side Resin Underguard

Not all features, options, or packages are available for all models and regions. See your specification sheet for availability. Please contact your local authorised SUBARU retailer for more details.

SUBARU CORPORATION reserves the right to alter specifications and equipment without notice. Details of specifications, equipment, colour availability and the accessory lineup are subject to suit local conditions and requirements. Please inquire at your local retailer for details of any changes that might be required for your area.

## SUBARU DIGITAL EXPERIENCE



## DISCOVER SUBARU.

Want to arrange a test drive? After the latest information on the SUBARU Outback or other SUBARU models? Looking for your nearest showroom? Simply get in touch...



**SUBARU**  
Confidence in Motion

Visit the SUBARU Ireland website for the latest information about the SUBARU range.

[subaru.ie](http://subaru.ie)



Subscribe to our channel to see the latest SUBARU videos.

[youtube.com/subaruofireland](https://youtube.com/subaruofireland)



Stay connected with the SUBARU Ireland community and be the first to hear the latest news directly from SUBARU.

[facebook.com/subaruireland](https://facebook.com/subaruireland)  
[twitter.com/subaruireland](https://twitter.com/subaruireland)



## STANDARD FEATURES

Item	Permanent Symmetrical AWD (All-Wheel Drive)		
	2.5i LIMITED	2.5i FIELD	2.5i TOURING
	Automatic Transmission: Lineartronic*		
<b>EXTERIOR LIGHTING</b>			
LED Headlights with Auto Leveliser	•	•	•
Adaptive Driving Beam	•	•	•
Steering Responsive Headlights (SRH)	•	•	•
Front LED Fog Lights	•	•	•
Automatic Headlights	•	•	•
Pop-Up Type Headlight Washers	•	•	•
LED Daytime Running Lights	•	•	•
<b>EXTERIOR FEATURES</b>			
Body Colour Door Mirrors with Built-In LED Indicators	•		
Crystal Black Door Mirrors with Built-In LED Indicators		•	
Satin Chrome Door Mirrors with Built-In LED Indicators			•
Black Colour Pack: - Crystal Black Door Mirrors - Gloss Black Front Grille - Gloss Black Rear Bumper Fascia - Gloss Black Lower Front Bumper Fascia - Gloss Black Front Fog Lights Surrounds		•	
Wheel Arch Extensions	•	•	•
Privacy Glass	•	•	•
Sunroof - Power Sliding & Tilt-Adjustable			•
Roof Rail with Black Built-In Cross Bars	•		
Roof Rail with Black Ladder		•	
Roof Rail with Silver Built-In Cross Bars			•
Roof Spoiler	•	•	•
Shark Fin Antenna	•	•	•
<b>WHEELS</b>			
18" Alloy Wheels (Dark Grey)	•		
18" Alloy Wheels (Dark Metallic)		•	
18" Alloy Wheels (Machined, Dark Metallic)			•
<b>SEATING</b>			
Fabric Seats	•		
Water-Repellent Leather Seats (Synthetic)		•	
Nappa Leather Seats			•
Reclining Rear Seats	•	•	•
Fatigue-Reducing Seats (Driver and Front Passenger)	•	•	•
8-Way Power Adjustable Driver's Seat with Lumbar Support	•	•	
8-Way Power Adjustable Driver's Seat with Lumbar Support & Memory Function			•
8-Way Power Adjustable Passenger Seat	•	•	•
Heated Front Seats	•	•	•
Heated Rear Seats	•	•	•
Rear Seat Centre Armrest (with Cupholders)	•	•	•
60/40 Split Folding Rear Seats	•	•	•
<b>COMFORT &amp; CONVENIENCE</b>			
Keyless Entry & Push Button Start System	•	•	•
Heated Steering Wheel		•	•
Power Folding Door Mirrors	•	•	•
Auto Power Folding Door Mirrors (on Ignition)			•
Dipping Passenger Door Mirror on Reverse Gear			•
Automatic Wipers	•	•	•
Leather Wrapped Steering Wheel	•	•	
Smooth Leather Wrapped Steering Wheel			•
Power Windows (with 'One-Touch' Function on all x4 Windows)	•	•	•
LED Map Lights (Front & Rear)	•	•	•
12v DC Power Socket (Row 1)	•	•	•
Illuminated Vanity Mirrors (Driver and Front Passenger)	•	•	•
Aluminium Pedals		•	•

Item	Permanent Symmetrical AWD (All-Wheel Drive)		
	2.5i LIMITED	2.5i FIELD	2.5i TOURING
	Automatic Transmission: Lineartronic*		
<b>PARKING AIDS</b>			
Rear Parking Sensors	•	•	•
Analogue Reversing Camera (with Washer Jet for Lens)	•	•	
Digital Reversing Camera (with Washer Jet for Lens)			•
<b>CABIN STOWAGE</b>			
Centre Console Box	•	•	•
Front Cup Holders	•	•	•
Door Pockets with Bottle Holders	•	•	•
<b>BOOT AREA</b>			
Power Tailgate (with Hands-Free Function)		•	•
Tonneau Cover (with Pop-Up Function)	•	•	•
Rear Seat Release Lever (in Boot Space)	•	•	•
Under-Floor Storage (in Boot Space)	•	•	•
12v DC socket (in Boot Space)	•	•	•
<b>VENTILATION &amp; DEMISTING/DEFROSTING</b>			
Dual-Zone Automatic Air-Conditioning System with Anti-Dust Filter	•	•	•
Heated Door Mirrors	•	•	•
Windscreen Wiper De-Icer Function	•	•	•
Rear Air Vents	•	•	•
<b>INFOTAINMENT</b>			
SUBARU Infotainment & Audio System: 6 Speakers	•	•	
SUBARU Infotainment & Harman/Kardon® Audio System: 11 Speakers with Subwoofer & Amplifier			•
11.6" Tablet-like Infotainment Screen	•	•	•
Satellite Navigation		•	•
Apple CarPlay™ and Android Auto™	•	•	•
DAB Radio	•	•	•
Bluetooth® (Telephony & Audio Streaming)	•	•	•
Steering Wheel Mounted Controls	•	•	•
x2 USB Ports (Row 1)	•	•	•
x2 USB Ports in (Row 2)	•	•	•
Voice Recognition System	•	•	•
Aux-In Audio Jack	•	•	•
<b>DRIVABILITY</b>			
Permanent Symmetrical All-Wheel Drive (AWD)	•	•	•
Boxer Engine	•	•	•
Stop & Start System*1	•	•	•
Lineartronic® CVT	•	•	•
Paddle Shifts (with 8 Speed Manual Mode)	•	•	•
SI-DRIVE (SUBARU Intelligent Drive)*2	•	•	•
X-MODE (x2 mode) & Hill Descent Control	•	•	•
Active Torque Vectoring	•	•	•
Vehicle Dynamics Control System (VDC)	•	•	•
Electric Parking Brake	•	•	•
Auto Vehicle Hold	•	•	•

\*1 The Stop & Start System will automatically stop and restart the engine when the car comes to a standstill to reduce fuel consumption and emissions.

\*2 Two available SI-Drive modes: Intelligent & Sport mode.

\*3 SRS: Supplemental Restraint System. Must be used in conjunction with seatbelts. E & O.E.

Item	Permanent Symmetrical AWD (All-Wheel Drive)		
	2.5i LIMITED	2.5i FIELD	2.5i TOURING
	Automatic Transmission: Lineartronic*		
<b>SAFETY &amp; SECURITY</b>			
EyeSight Version 4.0 - includes: - Adaptive Cruise Control - Emergency Lane Keep Assist - Lane Centering Function - Lane Sway and Departure Warning (Steering Wheel Vibrates) - Lead Vehicle Start Alert - Pre-Collision Braking - Pre-Collision Throttle Management - Autonomous Emergency Steering - Intelligent Speed Limiter - Traffic Sign Recognition	•	•	•
Subaru Rear Vehicle Detection - includes: - Blind Spot Monitoring - Lane Change Assist - Rear Cross Traffic Alert	•	•	•
Headlights Activated by Wipers	•	•	•
EyeSight Assist Monitor	•	•	•
Reverse Automatic Braking (RAB)	•	•	•
Driver Monitoring System: - Monitors Signs of Fatigue or Distraction in the Driver - Recognises the Face of up to x5 Registered Drivers, and Automatically Restores Driver's Preferences & Settings Relating to A/C, Multi-Function Display & Instrument Cluster	•	•	
Driver Monitoring System: - Monitors Signs of Fatigue or Distraction in the Driver - Recognises the Face of up to x5 Registered Drivers, and Automatically Restores Driver's Preferences & Settings Relating to A/C, Multi-Function Display & Instrument Cluster - With Automatic Adjustment of Driver's Seat, Door Mirrors & Much More on Entry			•
Emergency Call (E-Call)	•	•	•
Pin Code Access	•	•	•
Multi View Monitor (Front & Side)	•	•	•
Front Airbags*3	•	•	•
Front Side Airbags*3	•	•	•
Curtain Airbags*3	•	•	•
Knee Airbag (Driver)*3	•	•	•
Seat Cushion Airbag (Front Passenger)*3	•	•	•
Auto-Dimming Rear View Mirror	•	•	•
Tyre Pressure Monitoring System (TPMS)	•	•	•
Seatbelt Indicators (For All x5 Seats)	•	•	•
Height Adjustable Front Seatbelt Anchorage Points with Pretensioners & Load Limiters	•	•	•
Safety Pedal System	•	•	•
Brake Assist System	•	•	•
ISOFIX Adapted Child Seat Anchors (with Tether Anchors) on Both Outer Rear Seats	•	•	•
Tyre Repair Kit	•	•	•
Child-Proof Rear Door Locking	•	•	•
Thatcham Category 1 Alarm System with Engine Immobiliser	•	•	•

## SPECIFICATIONS

Item	Permanent Symmetrical AWD (All-Wheel Drive)				
	2.5i LIMITED	2.5i FIELD	2.5i TOURING		
	Automatic Transmission: Lineartronic*				
<b>ENGINE</b>					
Type	Horizontally-Opposed, 4-Cylinder, 4-Stroke, Petrol Engine				
Valve Train	DOHC 16-Valve				
Bore/Stroke	mm	94 x 90			
Capacity	cc	2,498			
Compression Ratio	12				
Fuel System	Direct Injection				
Fuel Tank Capacity (Approx.)	lit.	63			
<b>PERFORMANCE</b>					
Max. Power	PS @ rpm	169 @ 5,000-5,800			
Max. Torque	Nm @ rpm	252 @ 3,800			
Max. Speed	km/h	192			
Acceleration (0-62 km/h)	sec.	10.2			
Fuel Consumption*1 (WLTP)	Low	l/100km	12.2		
	Mid	l/100km	8.1		
	High	l/100km	7.1		
	Extra-High	l/100km	8.7		
	Combined	l/100km	8.6		
CO <sub>2</sub> Emissions*1	g/km	193			
<b>DRIVETRAIN</b>					
AWD Type	Active Torque Split AWD System				
<b>DIMENSIONS &amp; WEIGHT</b>					
Overall Length	mm	4,870			
Overall Width (Excl. Mirrors)	mm	1,875			
Overall Height With Roofrails	mm	1,675	1,670	1,675	
Wheelbase	mm	2,745			
Track	Front	mm 1,570			
	Rear	mm 1,600			
Ground Clearance	mm	213			
Boot Volume*2	Seats Up	lit.	561		
	Seats Folded (With Sunroof)	lit.	1,750		
	Seats Folded (Without Sunroof)	lit.	1,822		
Roof Carrying Capacity	Maximum Load When Driving	kg	67.5	100	67.5
	Maximum Load When Stopped	kg	185	318	185
Seating Capacity	persons	5			
Kerb Weight	kg	1,641	1,646	1,674	
Towing Capacity (Braked)	kg	2,000			
Towing Capacity (Unbraked)	kg	750			
<b>TRANSMISSION</b>					
Gear Ratio	D Range (Lineartronic)	4.066 - 0.503			
	Reverse	4.379			
Final Drive Axle Ratio	3.9				
<b>CHASSIS</b>					
Steering	Electric Power-Assisted Rack-And-Pinion				
Suspension (4-Wheel Independent)	Front	MacPherson Struts, Lower L-Arms, Coil Springs, Stabiliser Bar			
	Rear	Double Wishbone, Coil Springs, Stabiliser Bar			
Turning Circle At Tyre	m	12.2			
Brakes	Front	Ventilated Disc Brakes			
	Rear				
Tyre/Wheel Size	225/60R18, 18 x 7" J				

\*1 Fuel consumption figures are EU test figures for comparative purposes and may not reflect real driving results. There is a new WLTP test used for fuel consumption and CO<sub>2</sub> figures. Only compare fuel consumption and CO<sub>2</sub> figures with other cars tested to the same technical standard. The fuel consumption you achieve in real life conditions and CO<sub>2</sub> produced will depend upon a number of factors including accessories fitted (post-registration), variations in weather, driving styles and vehicle load etc. Fuel consumption and CO<sub>2</sub> emissions: According to EC 715/2007- 2018/1832 (AP).

\*2 Measured by VDA. E & O.E.





**SUBARU**

*Confidence in Motion*

**3 YEAR**  
OR 100,000KM  
**WARRANTY\***

SOB034IRL

The service intervals for the SUBARU Outback are every 12 months / 19,000km, whichever comes sooner. \*SUBARU Outback is covered by a 3 Year / 100,000km (whichever is sooner) Manufacturer's Warranty (bumper to bumper, excluding clutch driven plate). Bodywork is covered by a 12 year Anti-Corrosion Warranty and paintwork is covered by a 3 Year / 100,000km (whichever is sooner) Warranty. Added reassurance is provided by a comprehensive 3 Year Recovery and Assistance package valid in the UK and Europe. For general terms and conditions visit [SUBARU.ie](http://SUBARU.ie).

Technical data and equipment based on the latest information available at the time of printing. SUBARU Ireland reserves the right to make changes at any time, without notice, in colours, materials, design, prices, equipment and specifications and to discontinue models. Customers are advised to consult their SUBARU dealer on the precise details of warranties/guarantees and vehicles available for sale. Models specified are strictly subject to availability. Owing to the limitations of printing processes, the colours reproduced may not exactly match product colours. The contents of this brochure are the copyright of SUBARU Ireland and may not be copied or displayed for commercial purposes without the express permission of SUBARU Ireland. © SUBARU Ireland. E & O.E.

For details of your nearest SUBARU dealer visit [SUBARU.ie](http://SUBARU.ie).